



- Save time and labor on all your projects
- Get more work from one truck
- Increase your operating profits
- Pre-assembled unit installs quickly
- Three year warranty

NEW!

Powder Coat Paint

6,200 lb.

Dump Capacity

2.5 Cu. Yd.

Capacity

TC-101 MAGNUM DUMP INSERT



SAVING YOU TIME AND MONEY.

Dump Insert

The NEW TruckCraft MAGNUM body is designed for the extreme demands of the professional user. MAGNUM provides ultimate durability and value by using reinforced and welded steel construction, weight-saving aluminum components, and durable powder coat finish. The steep 47° dump angle assures quick, complete unloading from any pickup.



Remote Dump Control

The remote dump control buttons activate the motor/hydraulic pump from within the cab or up to 12 feet away. Every TC-101 MAGNUM is factory pre-assembled and tested prior to shipment.



Power System

A compact MONARCH™ power unit produces the hydraulic pressure to dump MAGNUM with a maximum 6,200 lb load. Lift cycle time is a fast 23 seconds. The #4 gauge battery cables with 150 AMP re-settable circuit breaker are standard, and allow you to turn off power under the hood to prevent unauthorized operation of the insert.

Body Subframe

The subframe of the TC-101 MAGNUM is made entirely of weight-saving 6061 T6 alloy aluminum extrusion, so it never rusts, never needs re-painting, and T6 is top rated against salt corrosion for extreme durability.



Cab Protector and Tarp (optional)

The TruckCraft Pickup Dumper cab protector safeguards the rear window and extends over a portion of the truck top. The tarp system can be added to completely cover the load in the bed.



Stake Pockets and Tie-Down Rail

Ten stake pockets (four per side, two at front) for two-by-fours plus an external tie-down rail are standard and make increasing the cubic volume of MAGNUM easy. Add our five-quarter pressure treated sideboards as an option, or make your own.



Tailgate and Hardware

MAGNUM's full height twelve gauge tailgate hinges top and bottom on $\frac{3}{4}$ " bushed pins, and opens flat for full access. Control chains allow smooth, variable spreading and include sleeves to protect the powder coat finish. All hardware is cadmium plated and is attached with lanyards to prevent loss.


Low Maintenance Bed Operation

The NEW MAGNUM is designed to operate year in and year out with virtually no maintenance. There are no grease fittings because the $\frac{3}{4}$ " diameter stainless steel dump hinge pins and telescopic cylinder pivots all rotate smoothly and safely on lubed-for-life bushings. So checking the hydraulic fluid level twice a year, an occasional washing, and daily inspection for debris or damage are just about all MAGNUM needs to be well-groomed and work-ready.



Hoist System

MAGNUM's heavy duty 3-stage telescopic cylinder is more efficient than a scissors hoist, and places the floor of the dump insert low, at less than 5" above your pickup floor. That means a safer, lower center of gravity, more cubic volume, and less height to heft those hand-loads.



**"You will like what you see...
and it will put profits in your pocket."**



TC-101 Magnum Specifications

Models for 6.5' or 8' Pickups
Dumps 6,200 lbs
Powdercoat Finish
T6 Alloy Alum Subframe
3-Stage Telescopic Cylinder
2.5 cu yd Capacity
Insert Weight 600 Lbs(8')
47° Dump Angle
Connects to Truck Battery
150 Amp Resettable Circ Brkr
No Height Spacer Required
23 Second Cycle Time
48.5" X 99" Cargo Area (8')
1-2 Hour Installation
3 Year Warranty

*Photos may show optional accessories

Quickly Unloads:

- Sand
- Mulch
- Coal
- Gravel
- Firewood
- Trash
- Concrete
- Compost
- Manure
- Grain
- Topsoil
- Building Materials

TruckCraft has combined innovation, durability and experience to bring you the TC-101 MAGNUM, a high quality steel Pickup Dump insert. Now you can achieve more with your standard pickup truck:

Haul like a pickup truck / Unload like a dump truck/ Save hours of labor/ Produce greater profits

The TC-101 is manufactured to the highest quality standards. It will complement the appearance as well as the usefulness of your pickup. Every feature has been designed and built tough to serve you for years. MAGNUM features include a three-stage telescopic lift cylinder, a heavy duty three-way tailgate; virtually maintenance free power operation; a floor capable of handling a full sheet of plywood with the gate closed; and a premium powdercoat finish that has been grit-blast-prepped for a premium, durable finish that will look great in any truck. The unit can be installed in your truck by you in just two hours with common hand tools. Just drill two holes, bolt down two bolts, hook up the battery cables and you're ready to go to work.

At TruckCraft we are proud of the products we manufacture. We include a full three-year warranty with every dump insert model because we know that the quality construction of our units will outlast two or three new pickups. Compare our quality and features and you too will become a proud and satisfied TruckCraft owner.



TM

1-800-755-DUMP
www.truckcraft.com

5751 Molly Pitcher Highway South, Chambersburg, PA 17202
717-375-2900 FAX 717-375-2975

TC101-12/09-10m Printed in the U.S.A. ©2010 TruckCraft Corporation

TruckCraft reserves the right to make product changes and modifications without prior notice.

1-800-755-3867
(DUMP)

**Dump Constructed
of 10 GA A60
Galvanneal**

TRUCKCRAFT

TM

INNOVATION BY DESIGN

TC-300 Series Combination Service/Dump Body

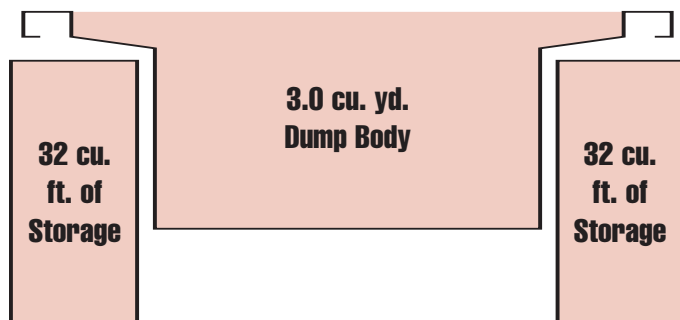
A Unique “No Compromise” Design

TruckCraft has the answer for users who need one truck to do a combination of many jobs. The TC-300 series carries large payloads and provides secure space for all your tools and equipment too! Built to be the #1 body for contractors, municipalities, utilities, landscapers and nurseries.

Innovation and Quality

TruckCraft has engineered the body and subframe to handle greater hauling and storage loads. No need to be concerned about bending your truck frame, the “No Compromise” design offers you the greatest capacity on trucks of 10,000# G.V.W. and up, in the industry. The TC-300 series has dump body capacities of 2.75 or 3.0 cu. yds., storage capacities of 57 or 64 cu. ft. of space, and handles 4' x 8' sheets with the tailgate closed. The entire side pack set is built of treated steel for years of rust resistant life. The dump body's electro-hydraulic powered 3-stage telescopic hoist uses efficient hydraulic principles for a fast, 25 second raise time. The cylinder operation is smooth and effortless, and allows the bed to be mounted 8-10" lower than a comparable scissors hoist. A one-hand tailgate unlatch lever, low floor height, built in hand-hold and step bumper all combine to make worker entry to the dump body fast and easy.

Maximum utilization of space



TC 300 Capacity



SPECIFICATIONS

Dump Body	TC-300 (9')	TC-310 (8')
Capacity*	12,000 lb.	12,000 lb.
Volume*	3.0 Cu. Yd.	2.75 Cu. Yd.
Cargo Area	48.5" x 108.5"	48.5" x 96.5"
Floor	One piece	One piece
Steel	A60 GALV.	A60 GALV.
Dump Angle	49 Degrees	49 Degrees
Hoist	3 Stage	3 Stage
Storage Compartments		
Volume	64 Cu. Ft.	57 Cu. Ft.
Size (Nominal)	9' x 20" x 36"	8' x 20" x 36"


**NOTE: Your truck, dumper & payload should not exceed the G.V.W. rating or axle rating usually found on the inside of the doorframe on the driver's side.*



features that let your truck work harder



A super duty 18" double acting tailgate is hinged top and bottom for controlled spreading or complete clean dumping. The lever handle allows single-handed operation.




The TC-300 Series Hoist is a 6 ton, 3-stage telescopic type, powered by an electrohydraulic pump that can be used with automatic transmissions.

TC-300 Service Dumper



5751 Molly Pitcher Hwy S.
Chambersburg, PA 17202

FAX 717-375-2975 • 717-375-2900



The dump body protects the truck cab, rear window and storage compartments. A roll-up nylon-reinforced lumite tarp that covers the entire load is available for TC-300 series bodies.

General Information

Lubrication fittings are provided at all critical points. The dumper floor is a one piece design and all seams are continuous welded. The body safety prop is controlled with a handle from outboard of the body. A load limiting valve prevents operator from lifting overloads. Standard 18" rear corners with slots allow the addition of side boards for hauling of bulky loads. A back-up alarm and pintle hook provision is included. Body and hoist are factory assembled, except side packs, which are fitted and then removed for shipping—saves you money at mounting time.

Electric-Powered Tailgate Spreader Available

- Replaces tailgate with all aluminum and stainless unit
- Connects to truck battery (Hvy duty alternator req'd)
- Quick installation and removal
- Highly reliable sealed motors
- Near "0" maintenance and operational costs

Tools for the Professional

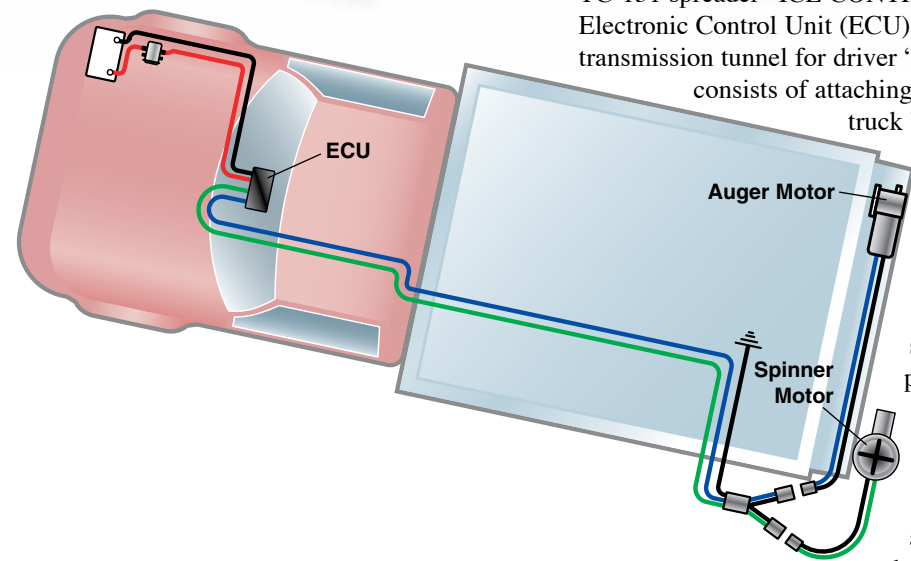


**1-800-755-3867
(DUMP)**

www.truckcraft.com

TruckCraft reserves the right to make product modifications without prior notice.

Maintenance Free, Totally Reliable Electrical Components



Control where & when you need it has been designed into every phase of the TC-131 spreader "ICE CONTROL SYSTEM" for maximum reliability. The Electronic Control Unit (ECU) may be mounted under the dash, or on the transmission tunnel for driver "fingertip" convenience. Power hookup for the system consists of attaching a supplied ENGINE compartment harness to the truck battery, and installing the supplied MOTORS wiring harness and plug receptacle plate from the ECU to the rear of the truck. Now plug in the D-ICER motors' waterproof Packard-style connectors to the plug receptacles to complete the installation. The auger and the spinner are driven by high efficiency electric motors that have been carefully selected for this TruckCraft product to provide both power and reliability. Each motor can be controlled independently on the ECU so that material flow and spread pattern may be tailored for every application. With the advanced technology designed into the ECU, vehicle electrical system parameters and motor amp draw are displayed on the LED readout to let you know exactly what's happening with your system.

TruckCraft Products for All Your Hauling, Loading and UNLOADING Needs!!



TC - 101 MAGNUM - Our steel pickup insert w/telescopic cylinder. Dumps 6,200 lbs., And has 2.5 cu. yd. cap.; Weighs just 600 lbs. Models for 8 ft. or 6.5 ft. pickups. Pre-assembled unit installs quickly with just two bolts.



TC - 121 ULTRA - An all aluminum and stainless steel unit; 7000 lb. and 2.4 cu. yd capacity; Adds approx. 400 lbs. to your truck; For full size pickups; Virtually no maintenance; Greater payloads and hauling volume. Shortbed model available.



TC - 150 LEAF EXPRESS - Ten Cu. Yd. aluminum leaf topper quickly converts your aluminum dump insert into a great fall cleanup tool. Hardtop or tarp-top models available – same price.

Markets Served by TruckCraft Products

- Lawn and Garden Care
- Landscapers
- Nurseries
- Parks and Camp Grounds
- Golf Courses
- Tree Service
- Fire Wood Retailers
- Municipalities
- Roofers
- Small Contractors
- Entrepreneurs
- Farmers

Photos may show optional accessories.



5751 Molly Pitcher Highway South, Chambersburg, PA 17202
717-375-2900 FAX 717-375-2975

1-800-755-DUMP (3867)
www.truckcraft.com

TC-130 08/11-3.5m Printed in the USA © 2011 TruckCraft Corporation TruckCraft reserves the right to make product changes and modifications without prior notice.



- All aluminum and stainless steel spreader
- Near "0" maintenance and operational costs
- Fast return on your investment
- Designed to adapt to many pickup dump beds
- Highly reliable electric motors
- Quick installation and removal

ICE CONTROL SYSTEM

TC-131 D-ICER™

Ready to Go in Ice or Snow!



TruckCraft's TC - 131 D - ICER is a premier spreader made entirely of aluminum and stainless steel. The "Ice Control System" is designed to fit our TC - 121 Ultra Aluminum Pickup Dump Bed and, with adapters, other models and brands of pickup dump beds. The new TC - 131 is non-rusting and provides near "0" maintenance and operational costs. TruckCraft uses the highest grade of corrosion resistant aluminum available. All grade A or B - Aluminum Assoc. Standard for grades #6061 and #5052.

TC-131 consists of three independent components:

- Tailgate replacement assembly
- Spinner assembly
- Highly reliable electrical components

The D - ICER looks great for years and offers users the performance and convenience needed to produce a quick return on their investment. The unit will handle all free-flowing ice control materials, including sand, salt and aggregate up to 3/4" in diameter. Its low profile allows excellent operator visibility when plowing.

When your wintertime challenges include roads, driveways and parking lots that become covered with ice and snow, hook up your TruckCraft D - ICER and provide safe, clear thoroughfares in no time. After the initial installation (about three hours on the TC -121), loading the TC -131 on to your pickup dump insert can be completed in minutes with only one operator. Don't let those flash snow squalls stymie your winter effectiveness. Serve your customers quickly with TruckCraft's superior "Ice Control System".



TC -131 Control offers operational flexibility

When the winter winds are howling TC-131 users can complete the entire spreading operation from the comfort of their truck cab. The lighted Electronic Control Module (ECU) may be mounted under the vehicle dash or on the transmission tunnel for easy driver viewing and accessibility. It provides completely independent, variable control of auger & spinner motor speeds, appropriate error codes to let you know the condition of all circuits, and a real-time readout of four critical operating parameters - Spinner & Auger motor amperage draw, vehicle battery voltage, solenoid voltage, and ECU circuit board temperature. Of course, motors & wiring are electronically protected by the ECU current & temperature sensing circuits. An automatic "Overdrive" or "Blast" feature senses a motor jam and tries a set number of times to clear the jam with maximum current before shutting down and flashing an error message to the operator.


TRUCKCRAFT™

TC-131 D-ICER



Stainless Steel Auger Conveyor transports 10,000 lbs./hr. of material

The *tailgate replacement assembly* includes a stainless steel auger that effectively delivers the material to be spread to the driver's side of the truck where it flows onto the spinner. The auger is mounted in non rusting, chemical industry type bearings and utilizes special seals that keep liquids from contacting the bearings. All of these features contribute to longer equipment life. The entire rust resistant assembly is made of aluminum and houses the auger and gearmotor. It has a hinged cover (shown in open position) that can be opened with two sliding-bolt latches to allow quick cleaning of the auger area if a material jam should occur.



Custom designed Helical Electric Gearmotor and Chain Drive

The auger is driven by a helical gearmotor that is 97% efficient - that means it doesn't waste your truck's electrical power by generating heat (30% heat-waste in many wormgear reducers). By adjusting the speed of this motor the operator can directly control the amount of material flowing to the spinner assembly. This "flow control" capability is another excellent benefit available from the TruckCraft D-ICER.

Gear Driven Spinner Assembly distributes the material

The TC-131 spinner is located on the driver's side so the application of material can be seen by the operator. This location also makes it easy to apply material to sidewalks. The spinner drop point is adjustable to provide different spread patterns. A wash-down grade motor typical of those used in the caustic chemical industry provides dependable spinner operation in harsh salt environments. The motor features a 303 stainless steel shaft, double-sealed bearings, is 100% coated inside and out, and is extra-protected from wheel-splash by an aluminum enclosure. A 90 degree gear drive doubles available torque and positions the motor horizontally for maximum road clearance. The spinner assembly is self-leveling, so does not require a link to the bumper, but remains level at all bed positions. The Spinner blades and disc are made of stainless steel for long wear-life.





TRUCKCRAFT T-6 RACK SIDES FOR FLATS

FEATURES:

- 100% extruded T-6 aluminum alloy
- Heights Avail. - 6", 12", 18", 24", 30", 40"
- Drop-side sets available
- Filler strips can be added any time
- Uprights can be moved on slats
- All bolted assembly - easily replace damaged slats or posts
- All slats and uprights capped on ends
- Rear Barn Doors option available
- All hardware stainless steel
- BAWER® Polished Stainless Boxes

40" Rack Sides with
optional Filler Strips



12" Rack Sides with
Barn Doors



12" Rack Sides and
TC-610 Alum Space-
Pak Compartment



BAWER® Boxes



12" Drop Sides



18" Drop-Sides



SOME PRODUCTS SHOWN WITH OPTIONAL EQUIPMENT

TRUCKCRAFT RESERVES THE RIGHT TO MAKE PRODUCT MODIFICATION WITHOUT PRIOR NOTIFICATION

STKRKSLR 4_2010

TRUCKCRAFT CORPORATION • 5751 MOLLY PITCHER HWY S. • CHAMBERSBURG, PENNSYLVANIA • 17201
TOLL FREE 1-800-755-3867 • FAX 1-717-375-2975 • E-MAIL SALES@TRUCKCRAFT.COM • WWW.TRUCKCRAFT.COM



TC-121S *ULTRA* SHORTY



ALL ALUMINUM
DUMP INSERT
FOR SHORTBED
PICKUPS

SHORTY shown with optional **ORION BULKHEAD**

- Fits any Chevy/Ford/Ram SHORTBED pickup
- Constructed of all aluminum T-6 tempered alloy, and .125" formed sheet
- All stainless hardware for custom look and lasting durability
- 7,000 lbs. dump capacity, 1.8 cubic yards volume
- Body raises to 55 degree dump angle in just 19 seconds
- Lift cylinder is front mounted, three-stage telescopic for max. efficiency
- Floor height is just 3.25" above your pickup floor for low center of gravity
- Tailgate top opens with one hand- slams shut; open bottom to spread mulch
- Remote control with 12' cord supplied standard
- Uses lube-for-life nylatrol bed & cylinder bushings
- 12-V MONARCH_™ electro-hydraulic unit & 150 AMP circuit breaker
- Installation adds less than 400 lbs to your pickup
- All mounting hardware supplied
- Two-bolt installation in just two hours with just a drill & hand tools
- 3 year factory warranty

TC-121S *ULTRA* SHORTY

by TruckCraft of course



TruckCraft reserves the right to make product changes without prior

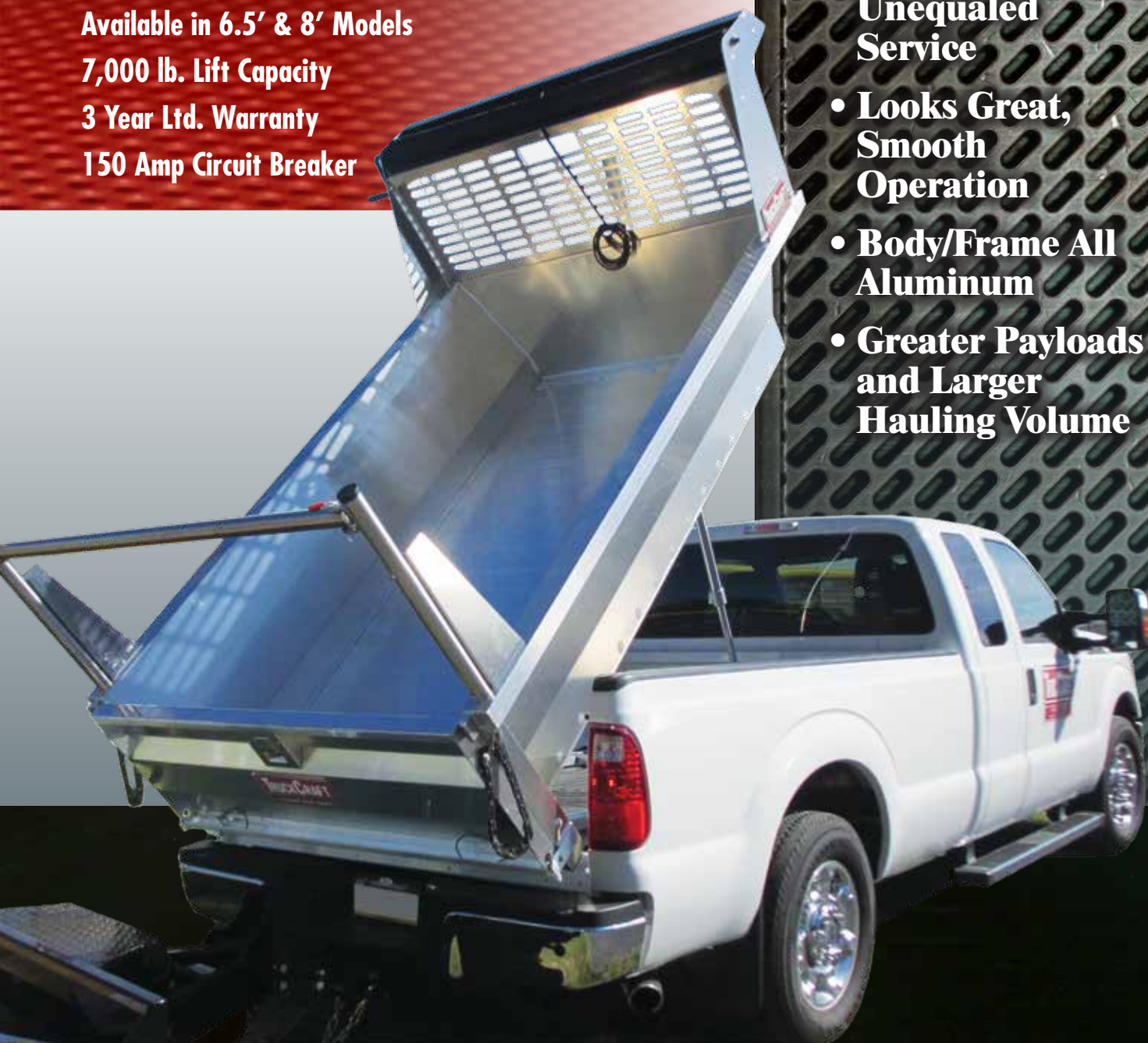
08/13 web



The NEW TC-121 Ultra Aluminum

Available in 6.5' & 8' Models
7,000 lb. Lift Capacity
3 Year Ltd. Warranty
150 Amp Circuit Breaker

- No Rust, Never Needs Paint
- Years of Unequaled Service
- Looks Great, Smooth Operation
- Body/Frame All Aluminum
- Greater Payloads and Larger Hauling Volume



A Classy Pickup Dump Insert that will Last and Last!




Rigid Floor of Extruded Aluminum

The floor is constructed of aluminum alloy plank extrusions that provide rigid reinforcement every 5". This "tongue and groove" design, proven in roll-back car carriers, keeps the floor from deflecting under heavy loads and eliminates the "washboard effect" seen in light-duty sheet-bed models.



Aluminum Rails add Overall Strength

The TC-121 design utilizes a polished and fluted aluminum alloy extrusion on the top box rail of the body sides and the top and bottom of the tailgate. This provides maximum strength at a minimum weight while greatly enhancing the product's overall appearance.

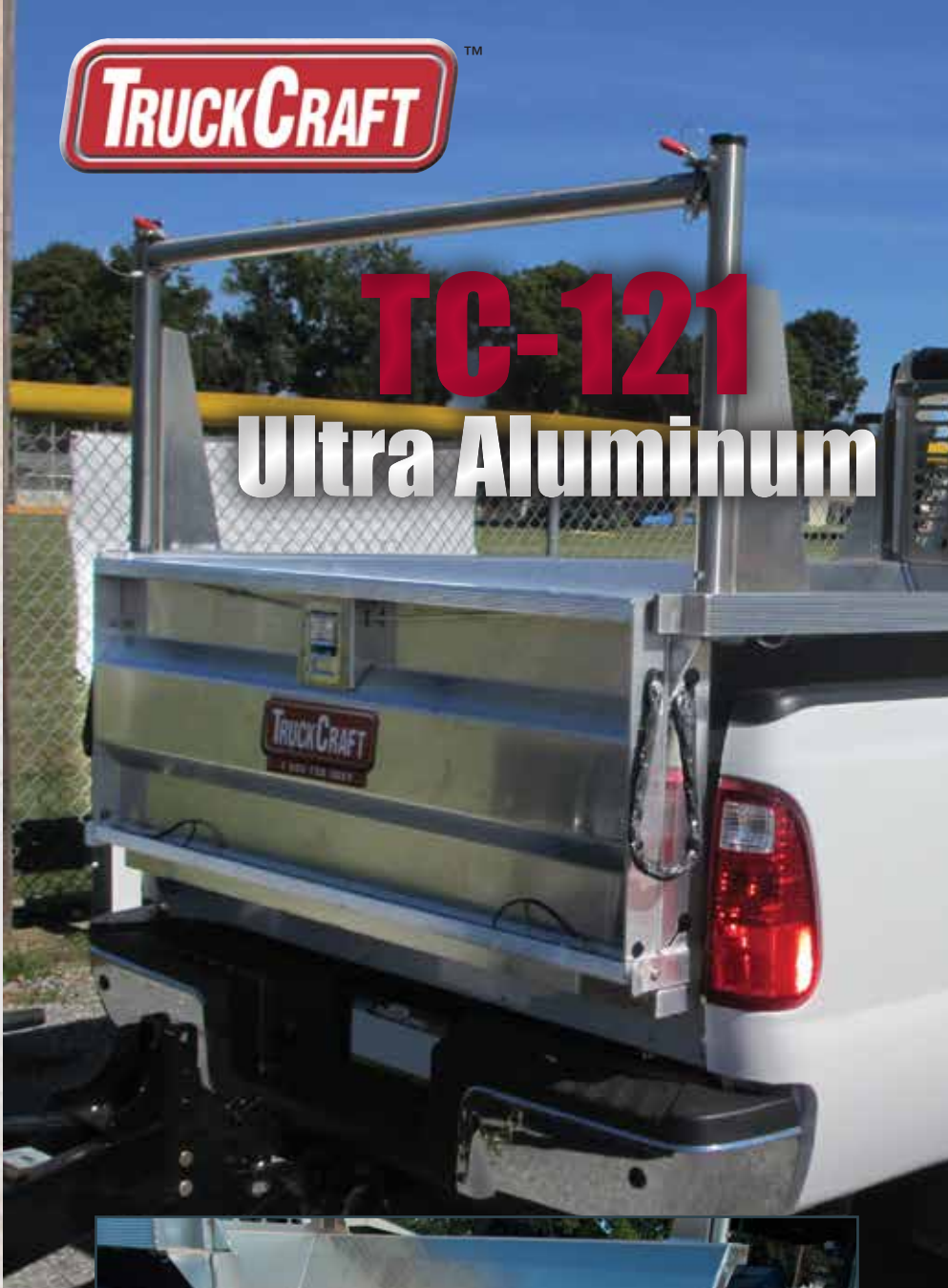


Low Bed Height - only 3-1/4" above pickup bed

The 2.5 cubic yard payload offered by the TC-121 is positioned only 3-1/4 inches above your pickup floor. This feature adds greater volume and keeps the vehicle's center of gravity low. It also reduces the height that heavy objects must be lifted into the bed.



TC-121 Ultra Aluminum



All Aluminum Bed - 48 1/8" x 98"

The bed holds a full sheet of plywood with the tailgate closed. The optional side board installation kit (top photo) used with your boards will increase the volumetric capacity from 2.5 cu. yds. to as much as 5 cu. yds.

The **TC-121 ULTRA** has been engineered from the ground up to provide users with years of maintenance free service. The body and frame are designed and constructed entirely of aluminum and stainless steel to provide durability and resistance to rust and corrosion. TruckCraft's innovative use of aluminum alloy extrusions welded to sheet aluminum enables them to offer a pickup dump insert that is 300 - 350 lbs. lighter than comparable steel units. The result is a unit that weighs less, hauls more payload, and will be less expensive to operate and maintain. This classy accessory for your pickup is available through nationwide distribution.



Three-way Tailgate - Opens with one hand!

The TC-121 tailgate has a paddle latch and can be opened and closed with just one hand. The gate can easily be removed for complete access. Control chains can be adjusted for using the tailgate as a spreader.



3 Stage Telescopic Lift and Cab Protector

The ULTRA hoist system utilizes a heavy duty, three stage, telescopic cylinder with chromed rod sections. The hoist has been custom designed by TruckCraft to lift 7,000 lbs. to a 47° dump angle in just 18 seconds. The aerodynamic cab protector (left) provides low wind resistance and great visibility. The cab protector and a full tarp system are options that can be easily added to the TC-121 at any time.



Power Unit, Circuit Breaker & Remote Dump Control

A BUCHER™ hydraulic pump is mounted directly behind the cab in close proximity to the hoist. The remote control buttons activate the motor/pump from within the cab or up to 12 feet away. The 150 amp circuit breaker protects the motor and can be used to switch off power under the hood.

A maintenance-free product that hauls greater payloads

TC-121 Specifications

- 7,000 lb. dump capacity
- 48 1/8" x 98" cargo area
- 12 volt power unit
- 2 hour installation
- Fits all full size pickups
- 2.5 cubic yard volume
- 47 degree maximum dump angle
- 18 second lift cycle, 39 sec. total
- 3 year warranty
- Insert weight - (approx.) 478 lbs.

Virtually No Maintenance

Everyone appreciates the maintenance free qualities of aluminum and stainless steel. Enjoy a working insert that will look great for years with TC-121 ULTRA.

Quick Installation and Removal

Fast in and fast out, less than two hours. Installation requires only two bolts and one battery cable. Can be removed for storage by two persons in only 15 minutes (TC-121 adds only 478 lbs. to your pickup). All hardware and wiring supplied.

Full Three Year Warranty

The same great warranty as all TruckCraft inserts. TC-121 will Last and LAST and LAST !!!

TruckCraft Products for All Your Hauling, Loading and UNLOADING Needs !!



TC-150 Leaf Express. All aluminum leaf topper fits on TC-121 and adds 7.6 cu. yds. of volume. Comes in tarp-top or hardtop version. Weighs less than 300 lbs. One year wty.



TC-121S Ultra Shorty for 6.5' pickups. 7,000 lb dump cap; 1.9 Cu Yd vol; 3 Yr Wty; 55 Degree Dump Angle.



TC-131 D-ICER all aluminum and stainless steel tailgate replacement salt spreader. Spreads 10,000 lb/hr.

Markets Served by TruckCraft Products

- | | | |
|--------------------------|------------------|----------------|
| • Lawn and Garden Care | • Landscapers | • Nurseries |
| • Parks and Camp Grounds | • Golf Courses | • Tree Service |
| • Fire Wood Retailers | • Municipalities | • Roofers |
| • Small Contractors | • Entrepreneurs | • Farmers |

Photos may show optional accessories.



TM

5751 Molly Pitcher Highway South, Chambersburg, PA 17202

717-375-2900

FAX 717-375-2975

www.truckcraft.com

1-800-755-DUMP (3867)

TC 121-10/14-3m

Printed in the U.S.A.

© 2014 Truckcraft Corporation

TruckCraft reserves the right to make product changes and modifications without prior notice.



Where workmanship is everything

TC-140 D-ICER PLUS ELECTRIC TAILGATE REPLACEMENT SPREADER *for most one-ton dumps*

FEATURES:

- All electric - needs no hydraulic system
- 1/2 HP auger drive moves 10,000 lb./hr. materials
- 1/6 HP LEESON Washdown™ spinner motor—epoxy coated, stainless shaft, in protected housing
- Universal mount kit fits most one-ton bodies
- Constructed of extruded T-6 alloy & aluminum sheet for durability & weight savings
- Installed unit weight - 395 lbs.
- Backlit, fused, 100 AMP controller provides independently variable motor control
- Spinner remains level with pavement
- Horizontal spinner motor & right-angle drive provides maximum road clearance
- Stainless steel auger, spinner & hardware
- Installs in less than 6 hours
- Auger reducer is premium helical gear type for 98% efficiency
- Spreads any free-flowing materials up to 3/4" dia.
- Waterproof Packard & Deutz motor connectors
- Two year limited factory warranty

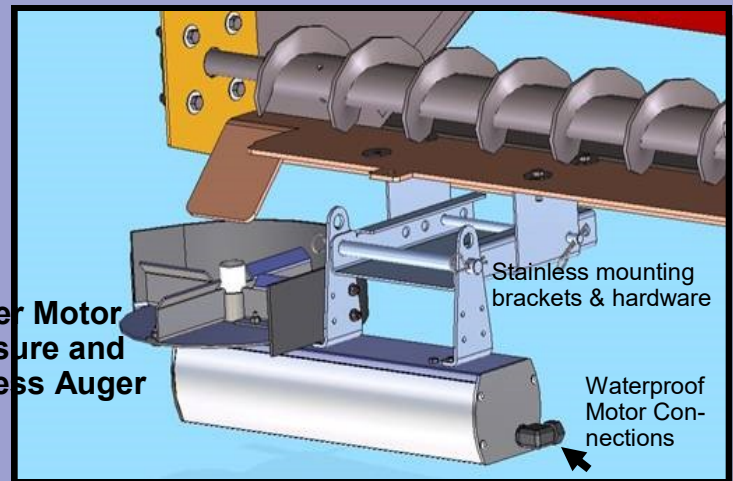


100 AMP
Digital Motor
Controller



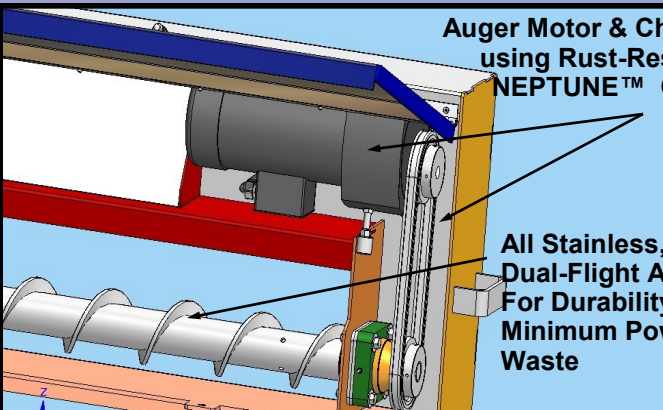
Water-
proof
Rear
Motor
Connect-
ors

Spinner Motor
Enclosure and
Stainless Auger

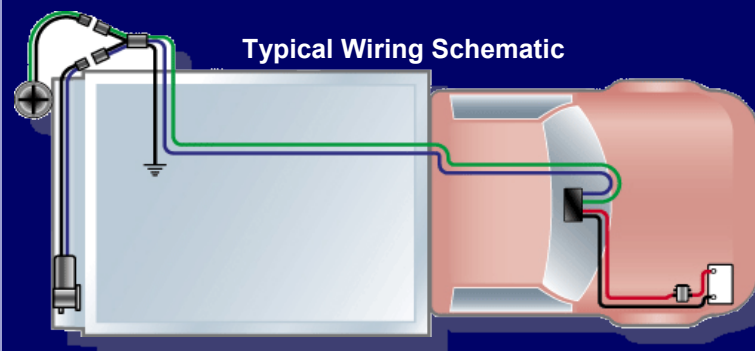


Auger Motor & Chain Drive
using Rust-Resistant
NEPTUNE™ Chain

All Stainless,
Dual-Flight Auger
For Durability and
Minimum Power
Waste



Typical Wiring Schematic



TRUCKCRAFT CORPORATION • 5751 MOLLY PITCHER HWY S. • CHAMBERSBURG, PENNSYLVANIA • 17202
TOLL FREE 1-800-755-3867 • FAX 1-717-375-2975 • E-MAIL SALES@TRUCKCRAFT.COM • WWW.TRUCKCRAFT.COM

TRUCKCRAFT RESERVES THE RIGHT TO MAKE PRODUCT CHANGES WITHOUT PRIOR NOTIFICATION

© 2007 TRUCKCRAFT CORPORATION

TC140 FLYER 1_21 2M

TRUCKCRAFT

Introducing the....

TC-150 LEAF EXPRESS



ALL ALUMINUM
KIT CONVERTS
YOUR TC-121
ULTRA INTO A
10YD LEAF BOX

TC-150 shown on TC-121 ULTRA

- **TC-150 LEAF EXPRESS KIT**
- Kit fits any full-size (8') TC-121 ULTRA aluminum pickup dump
- Holds ten cubic yards of leaves or grass
- Made of .090 thick, grade 5052 formed aluminum
- Bolted assembly & installation requires less than 4 hours
- Kit includes pre-drilled panels, mesh tarp, bungees, stnls hdw - everything you need
- Removable, swing-out tailgate has area for your vacuum snorkel (Hole not cut)
- Stainless steel corner tubes for rigid strength
- Kit ships flat on skid; Assm'd wt - 263 lbs; Shipping wt 295 lbs
- Hardtop model available; Assm'd wt - 287 lbs; Shipping wt 324 lbs
- One year factory warranty

- **USE WITH— TC-121 ULTRA ALUMINUM DUMP INSERT**
- Dumps 7,000 lbs; Weighs 500 lbs; Holds 2.4 cu yds water level

TC-150 Leaf Express

by TruckCraft of course



REMOVABLE, HINGED
TAILGATE



STAINLESS STEEL
CORNER POSTS




HIGH QUALITY
MESH TARP

TruckCraft reserves the right to make product changes without prior notification 4/15 1M

TRUCKCRAFT

Tools for the Professional

**Aluminum
& Stainless**



**Convert
Your Pickup**



**Tempered
Aluminum**



**1-Ton Model
Available**

**All Aluminum
& Stainless**



TRUCKCRAFT

Where workmanship is everything

TC-160 LIGHTNING 12V ELECTRIC UNDERTAILGATE SPREADER



AUGER DRIVE

STAINLESS SPINNER & 90° DRIVE

HIGH AMP PACKARD™ & DEUTZ™ WATERPROOF MOTOR CONNECTORS

AUGER CLEAN-OUT LID OPEN SHOWING STAINLESS AUGER

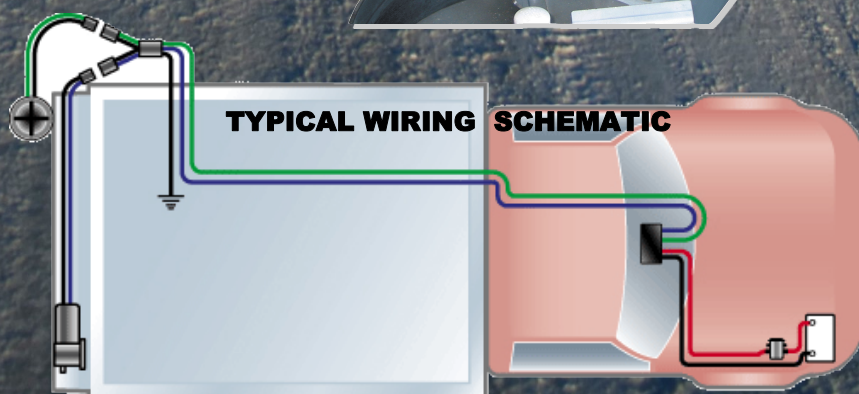
LIGHTNING FEATURES:

- All electric - needs no hydraulic system.
- 3/4 HP enclosed LEESON™ WashGuard auger motor delivers 10,000 lb/hr mat'l.*
- 1/6 HP enclosed LEESON™ WashGuard spinner motor & 90° gear drive doubles avail. torque - provides max road clearance.
- Models to fit most one-ton body widths.
- Constructed of extruded T-6 alloy & aluminum sheet for durability & weight savings.
- Stainless steel auger, spinner & hardware.
- Backlit, fused, 100 AMP controller provides independently variable motor control.
- Auto-leveling spinner requires no linkage.
- Auger drive reducer is energy saving helical gear type (3% friction loss vs 33% for wormgear).
- Auger chain is corrosion resistant NEPTUNE™ nickel plated #50 roller chain.
- Spreads all free-flowing mat'ls up to 3/4" dia.
- Waterproof Packard™ & Deutz™ high amperage motor plugs.
- All bolt-on kit installs in 6 hours.
- Installed unit weight - 300 lbs.
- Two year limited warranty.

* 150 AMP Alternator recommended for 15,000#/Hr output



100 AMP ECU




TYPICAL WIRING SCHEMATIC

TRUCKCRAFT CORPORATION • 5751 MOLLY PITCHER HWY S. • CHAMBERSBURG, PENNSYLVANIA • 17202
TOLL FREE 1-800-755-3867 • FAX 1-717-375-2975 • E-MAIL SALES@TRUCKCRAFT.COM • WWW.TRUCKCRAFT.COM

TRUCKCRAFT

TC-250 LANCER

100% ALUMINUM SERVICE BODY For SRW PICKUPS



PRODUCT MAY BE SHOWN WITH OPTIONAL EQUIPMENT

TRUCKCRAFT RESERVES THE RIGHT TO MAKE PRODUCT MODIFICATIONS WITHOUT PRIOR NOTIFICATION

- Made of 100% Aluminum— Extruded 6000 series alum. Alloy floor planks for maximum strength & rigidity
- Compartment sides and tailgate made of .090 thk 5052-H32 aluminum for good looks & maximum weight savings
- 21.4 Cu ft of secure storage space (Compartment dims 98"L X 13.5"DP X 40"H)
- Body size 98"L X 79.5"W X 40"H; Floor 49"W X 97"L
- Tailgate 13.75"H with stainless paddle latch
- Weight—690 lb (with bumper)
- Powder-coated (white) doors and wheel panels.
- Wheel panel flares standard
- Brushed-finish tailgate & front bulkhead; .125" diamond plate cabinet tops
- Stainless piano hinge on compartment doors for security & durability
- Automotive D-bulb rubber door seal
- Gas spring door stays on vertical doors, detachable cables on horizontal doors
- Black & Chrome whale tail twist-lock latches provide roller & compression action
- Diamond plate bumper with LED lighting available for Ford/GM/Ram
- **Door Openings—**
- **Driver Side-** Front-26.25w x 36.25h, Center-43.00w x 15.75h, Rear-17.50w x 36.25h
- **Passenger Side-** Front-26.25w x 36.25h, Center -64.25w x 15.75h; Rear-17.50w x 16.75h
- Paint Code Option—Doors & wheel panels painted to your automotive paint code
- 2 Year "Limited" (1 Year limited On Powder & Paint Finishes)



Single-handle drop tailgate makes loading & unloading easy

TC-250 LANCER 12-2020 2m

TruckCraft Corporation


1-800-755-3867

WWW.TruckCraft.Com

TRUCKCRAFT

TC-265/270 LANCER

100% ALUMINUM SERVICE BODY
9' For 60" C.A. DRW CHASSIS



PRODUCT MAY BE SHOWN WITH OPTIONAL EQUIPMENT

TRUCKCRAFT RESERVES THE RIGHT TO MAKE PRODUCT MODIFICATIONS WITHOUT PRIOR NOTIFICATION

- Made of 100% Aluminum—Floor is 6000 series Alloy extruded planks for maximum strength & rigidity
- Compartment sides and tailgate made of .090 thk 5052-H32 aluminum for good looks & maximum weight savings
- 77 Cu ft of secure storage space (Compartment dims 108"L X 22.5"DP X 40"H)
- Body size 9.0'L X 22.5" DP X 40"H; Floor 49"W X 108"L
- Tailgate 13.75"H with stainless paddle latch
- Weight—840 lb
- Powder-coated (white) doors and wheel panels w/ black fender flares standard
- Brushed-finish tailgate & front bulkhead; .125" diamond plate cabinet tops
- Stainless piano hinge on compartment doors for security & durability
- Automotive D-bulb rubber door seal
- Gas spring door stays on vertical doors, detachable cables on horizontal doors
- Black and chrome whale-tail door handles provide roller & compression sealing
- Non-slip bumper with center notch—available for Ford/GM/Ram
- **Door Openings—**
- **Driver Side-** Front-30.25w x 36.25h, Center-43.00w x 15.75h, Rear-23.50w x 36.25h
- **Passenger Side-** Front-30.25w x 36.25h, Center -70.25w x 15.75h; Rear-23.50w x 16.75h
- Paint Code Option—Doors & wheel panels painted to your automotive paint code
- 2 Year Limited Warranty (1 Year limited On Powder & Paint Finishes)



Driver's side "A" door configuration

TC-260 LANCER 2/3/15 .4m



TC-420 ZEUS EXTRUDED FLOOR ALUMINUM DUMP BODY

SPECIFICATIONS

1. 14,000 to 19,000 GVWR , 60" & 84" C.A.
2. Body Weight 1,690 lb
3. Hoist Cap 21,400 lb (NTEA C1 30)
4. Volume Capacity 3-4 yd
5. Available W/Drop or Rigid Sides
6. 3/16" Thick Extruded T6 Alloy Floor
7. Crossmembers Every 5"
8. Max Dump Angle 50 Degrees
9. All 304 Stainless Steel Hardware
10. Center Handle Drop Side Release
11. Remove Drop-Side Without Tools
12. Available w/ 1/4 , 1/2 or 3/4 Bolt on Cabguard
13. Bucher Double Acting Pump Unit
14. Double-Panel Sides & Tailgate
15. 7" I-Beam Longsill
16. Cam Operated Top Tailgate Release
17. Forward Tailgate Release
18. 1.25" Diameter Stainless Tailgate Pin
19. 16-1/2" High Drop or Rigid Sides
20. Two Year Limited Warranty



TRUCKCRAFT CORPORATION • 5751 MOLLY PITCHER HWY S. • CHAMBERSBURG, PENNSYLVANIA • 17202
TOLL FREE 1-800-755-3867 • FAX 1-717-375-2975 • E-MAIL SALES@TRUCKCRAFT.COM • WWW.TRUCKCRAFT.COM

TRUCKCRAFT RESERVES THE RIGHT TO MAKE PRODUCT CHANGES WITHOUT PRIOR NOTIFICATION

© 2008 TRUCKCRAFT CORPORATION

TC400 ZEUS 9.1.08 2M

TRUCKCRAFT

TC-425 ZEUS for ISUZU T6 ALLOY FLOOR ALUMINUM DUMP

SPECIFICATIONS

1. 14,500 GVWR , 86.5" C.A.
2. Body Weight 1,800 lb
3. Hoist Cap 16,600 lb (NTEA CI 30)
4. Volume Capacity 3.2 cu yd
5. Available W/Drop or Rigid Sides
6. 3/16" Thk Extruded T6 Alloy Floor
7. Crossmembers Every 5"
8. Max Dump Angle 50 Degrees
9. All 304 Stainless Steel Hardware
10. Center Handle Drop Side Release
11. Remove Drop-Side Without Tools
12. Available w/Half or Qtr Cabguard
13. Bolt on Cabguard
14. Monarch Double Acting Pump Unit
15. Double-Panel Sides & Tailgate
16. 7" I-Beam Longsill
17. Cam Operated Top Tailgate Release
18. Forward Tailgate Release
19. 1.25" Diameter Stainless Tailgate Pin
20. 13-1/2" High Drop or Rigid Sides
21. Two Year Factory Warranty



TRUCKCRAFT CORPORATION • 5751 MOLLY PITCHER HWY S. • CHAMBERSBURG, PENNSYLVANIA • 17202
TOLL FREE 1-800-755-3867 • FAX 1-717-375-2975 • E-MAIL SALES@TRUCKCRAFT.COM • WWW.TRUCKCRAFT.COM

TRUCKCRAFT RESERVES THE RIGHT TO MAKE PRODUCT CHANGES WITHOUT PRIOR NOTIFICATION

© 2008 TRUCKCRAFT CORPORATION

TC425 ZEUS 01-10 5M



TC-500 HEAVY DUTY TRUCK FLATS



MODEL ABOVE SHOWN WITH MULTIPLE OPTIONS
(Tailboard, Cabguard, Cabguard Lights, 12" Rack Sides)

100% Tempered Aluminum Alloy

100% heat treated aluminum alloy construction for maximum strength, lowest possible weight and great lifelong appearance. All materials are 6000 series extrusions with 37,000 PSI minimum tensile strength. The floor is constructed of aluminum alloy plank extrusions that provide rigid reinforcement every 5", and have a tongue-in-groove joint to take heavy punishment in stride. The standard longsills are 4" high X 2-1/2" wide structural aluminum channel, with optional 6" or 7" heights available for hoist, or extra heavy duty applications. Rub rails are a custom shape providing 5 1/2" side height with extruded ribs for added strength and improved appearance. Body comes complete with flush mounting 2-1/2" grommet style clearance, marker, and I.D. FMVSS lights with wiring harness.



FLOOR CONSTRUCTION

Plank extrusions provide rigid reinforcement every 5".



RUB RAIL

5 1/2" custom shaped rub rail with mitered corners.



CAB GUARD

Profile shape with protected window area. 5 1/2" frame that matches rub rail appearance. Bulkheads of 1/8" bright diamond plate.



TAILBOARD

6" & 10" tall bright diamond plate wrap around corners includes license plate light and oval LED stop, tail, turn and backup lights.

Body Capacity Rating

TC-500s have a designed load rating of 200 LB/SF evenly distributed load.

***NOTE:** Your truck, body & payload should not exceed the G.V.W rating or axle rating usually found on the inside doorframe on the drivers side .



Bodies that let your truck work harder

TC-500 MOUNTED ON A CAB OVER.



TC-500 MOUNTED ON A FORD TRANSIT.



**TC-500 MOUNTED ON A FORD PICKUP
BOX DELETE WITH 24" RACK SIDES .**



TC-500 MOUNTED ON A GM 5500 CAB/CHASSIS.

TC-501 HERCULES XTRA-HVY DUTY FLAT

**XHD DESIGN
— 350 LB/SF
LOAD RATING**

2-3/8" TALL
PLANK-
FULL 3/16"
THK
T-6 ALLOY
TOP DECK



20'-0"

102" WIDE



EXTERNAL RUBRAIL OPTION

HERCULES AVAIL IN 5" INCREMENTS
FROM 14'-7" TO 20'-0" LONG, 81",
94", 96", 102" WIDE

TC501 SHOWN WITH OPTIONAL HEADBOARD, TAILBOARD, DROP-SIDES

- **TC-501 HERCULES FEATURES & OPTIONS**
- 100% T-6 Heat treated aluminum—rated "A" against corrosion
- Standard 7" "H" beam longills
- 6" "C" stringer available for lower mounted height
- Overall body height is 9.5" (8.5" with 6" "C" channel longill)
- Tongue-in-groove joints provide strong deck surface
- Stake pockets cut into rub rail tops—can be omitted
- LED marker lights with wiring harness standard
- Most TC-500 options available for HERCULES
- Optional external rubrail available
- All TC-501s rated for 350 lb/sf evenly distributed load
- 2-3/8" X 5" Floor Plank has full 3/16" thick top surface
- Drop Sides option available



7" "H" beam & 2-3/8"
floor planks



TC-503 **STORM** ALUMINUM LANDSCAPER BODY



6061 T6 Aluminum
Alloy Platform
Structure

Rub rails

Floor planks
with crossalls
every 5"

7" H-Beam longills

9'-9" model has
17,000 lb dump
capacity,
double acting
hoist

- **TC-503 STORM AVAIL 9'-9" or 11'-5"**
- Avail with 40" or 50" sides, with or without front side door
- Dump capacity - 11'-5" - 16,600 lbs; 9'-9" - 17,000 lbs (NTEA Cl C hoist)
- Floor made of 3/16" thk high strength 6061 T6 alloy aluminum
- Weight—11'-5" w/50" sides -1,913 lbs; 9'-9" w/50" sides -1,655 lbs
- Capacity—11'-5" w/ 50" sides—12.8 cu yd; 9'-9" w/50" sides—11.3 cu yd
- Double acting hoist; 50° dump angle; all hardware 304 stainless
- Sides & stiffeners of .125" thk 5052 H32 alum with stiffeners on 20" ctrs
- All corners of formed 5052 H32 alum, .188" (3/16") thick
- American-made Bucher™ hydraulic unit powered by truck electrical system
- Tailgate with coal-chute & perforated barndoors available
- Unit ships pre-assembled & wired, includes mounting plates & hardware
- All doors have tie backs
- Optional cabguard with tie-downs & 200 lb load capacity available
- Body includes pre-installed marker lights & loomed wiring harness
- Steel subframe painted & pre-assembled to body
- Standard two-week TruckCraft delivery
- Two year factory warranty



TRUCKCRAFT

Tools for the Professional



TRUCKCRAFT

TC-505 LYNX & LYNX PLUS ALUMINUM TOW BODY

LYNX PLUS
HAS
30,000# BALL
FACTORY INSTALLED

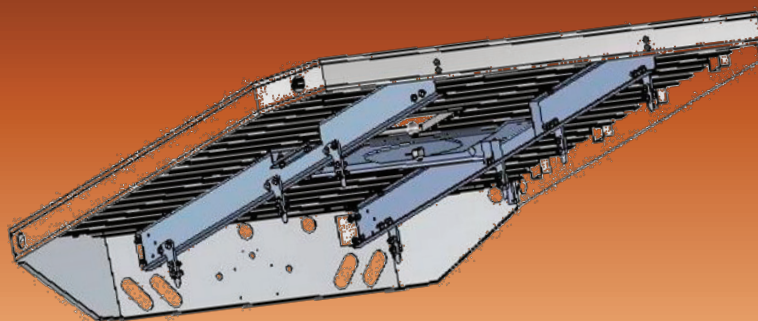
LYNX INCLUDES CABGUARD, TAILBOARD,
TRAPDOOR. SIZES AVAILABLE FOR DUAL REAR
WHEEL TRUCKS ONLY, 8 TO 12 FT LGTH

LYNX MAY BE SHOWN WITH OPTIONAL EQUIPMENT

TC-505 LYNX FEATURES & OPTIONS

- Made of heat treated T-6 aluminum - rated "A" against corrosion by *The Aluminum Institute*
- Cabguard with window bars and LED lights std
- Body height - 5.5" for ultra-low mount height
- Pre-installed LED lights and wiring harness
- Stake pocs are cut into rub rail tops, can be omitted
- Floor Planks are full 1/8" thick on top surface
- Tongue-in-groove planks allow rating of 200 lbs/sf
- Standard 4" aluminum longills
- **Options Avail** - Flush D-rings, Diamond aluminum splash guards, Logo mudflaps, External rub-rail, Aluminum sideboard heights - 6", 12", Tubular step bumper
- One year limited warranty

LYNX PLUS— ALL FEATURES & OPTIONS OF STD LYNX, PLUS



- 6.25" STEEL LONGSILLS—MOVABLE TO FIT YOUR TRUCK
- 30,000 LB CAP TOW BALL – FACTORY INSTALLED
- MOUNT KIT W/HDW INCLUDED


TruckCraft reserves the right to make product changes without prior notification

T-505 LYNX 1M 01/19

TruckCraft Corporation Chambersburg, PA

1-800-755-3867

www.TruckCraft.com



Tools for the Professional



TRUCKCRAFT

TC-508 ~~ARROW~~ ALUMINUM DUMPING FLAT FOR PICKUPS

**MAKE YOUR SRW
PICKUP INTO A LOW-
MOUNT FLATBED
WITH 7,000 LB DUMP
CAPACITY***

ARROW WEIGHS LESS THAN
800 LBS., COMES COMPLETELY
ASSEMBLED, AND MOUNTS ON
YOUR TRUCK FRAME WITH NO
CUTTING OR WELDING



TC-508 ARROW FEATURES & OPTIONS

- Made of heat treated T-6 aluminum extrusion
- 3 stage telescopic cylinder for low-mount & efficiency
- Cabguard and truck-specific mounting kit standard
- Deck height is 9-3/8" above frame - low CG
- Pre-installed LED marker lights with wiring harness
- Lined stake pockets in rub rail tops—can be omitted
- Tongue-in-groove floor planks are 1/8" thick on top
- Load rating of **ARROW** is 200 lbs/sf
- Standard 4" aluminum long-sills
- **Options** -Flush D-rings, Diamond aluminum splash guards, Mud flaps, External rub-rail, Alum rack sets - 6", 12", 18", 24", Steel hitch plate w/bumper, Tailskirt w/STT& BU lights, Drop-sides w/hinged tailgate
- One year factory warranty

*12" drop sides with hinged tailgate
or drop in racks options available
from TruckCraft.*



Vehicle shown with dealer customizations not available from TruckCraft.

*NEVER EXCEED THE GVWR
RATING OF YOUR VEHICLE

TruckCraft reserves the right to make product changes without prior notification

TC-508 21617 3

TruckCraft Corporation

Chambersburg, PA

1-800-755-3867

www.TruckCraft.com

TRUCKCRAFT

**MOST
STARLIFTERS
AVAILABLE WITH
REVERSE HOIST**

TC-520 *STARLIFTER* DUMPING FLAT

PRE-ASSEMBLED, EXTRUDED ALUMINUM FLAT
QUICKLY CONVERTS YOUR CHASSIS OR PICK UP
INTO A DUMP



STARLIFTERS shown with optional equipment

TRUCKCRAFT

- ***STARLIFTER***
- Unit ships pre-assembled & wired
- Fits 60" & 84" C.A. chassis — Other sizes available for 56" C.A. pickup trucks
- Dump capacity up to 17,000 lbs (NTEA Class C hoist)
- High strength 6061 T6 & T5 extruded alum alloy flat & sides construction
- All steel subframe
- Double acting hoist; 50° dump angle
- Pre-assembled unit saves time - includes mounting plates & hardware
- Reliable Bucher™ hydraulic unit powered by truck electrical system
- Rack sides up to 40" tall
- ***STARLIFTER*** available with drop sides, tailgate, and headboard
- All hardware 304 stainless
- Two year limited factory warranty



Available for SRW Chassis and pick ups

TruckCraft reserves the right to make product changes without prior notification

TruckCraft Corporation, Chambersburg, PA

1-800-755-3867

www.TruckCraft.com

TRUCKCRAFT

TC-600 SPACE-PAK

ALL ALUMINUM STORAGE COMPARTMENT

1/8" aluminum
construction

Full length
stainless hinge
all doors

Black & chrome
T-handle
compression latches

Double panel pow-
der coated doors

Four swiveling J-hooks

Gas spring door stays

Two cross-
compartment
shelves

Diamond plate
front & rear panels

Universal mounting
brackets & hardware
included

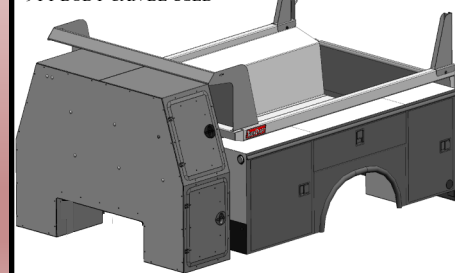
ALSO AVAIL. IN 4-DOOR FLAT-BOTTOM MODEL SIMILAR TO ABOVE, & TWO 2 DOOR VERSIONS

SPACE-PAK

by TruckCraft of course

- 100% Aluminum with stainless and polymer hardware for custom look and lasting durability
- 56 Cu ft of secure storage space (24Dp X 87W X 60H)
- Double-panel doors for strength & appearance (26.75"H x 20.5"W clear door openings)
- Powder-coated doors, bright diamond plate front and back panels
- Rubber door seal is in door - prevents damage to seal from cargo loading
- Full 1/8" thick aluminum sheet construction
- Full door-length stainless steel hinges for security & durability
- Gas spring door closers—all doors
- Premium black & chrome twist-lock whale-tail handles for firm lock and seal
- Two removable cross compartment shelves for long objects or oversized items
- Four heavy duty, swiveling hanger hooks
- Weighs 314 lbs including mount kit
- 2 year limited factory warranty
- See www.truckcraft.com for other sizes to fit your truck

TC-600 FILLS 24" OF 84" C.A. CHASSIS SO
9 FT BODY CAN BE USED



TC-600 SPACE-PAK & TC-300 COMBO

1/2016 1m